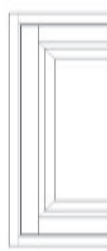




Glazed dresser set with drawer




Glazed dresser set with spice drawers



Base curved door set



Open unit frame(base/wall unit)



Base open unit frame with drawer




Herb/spice drawer set



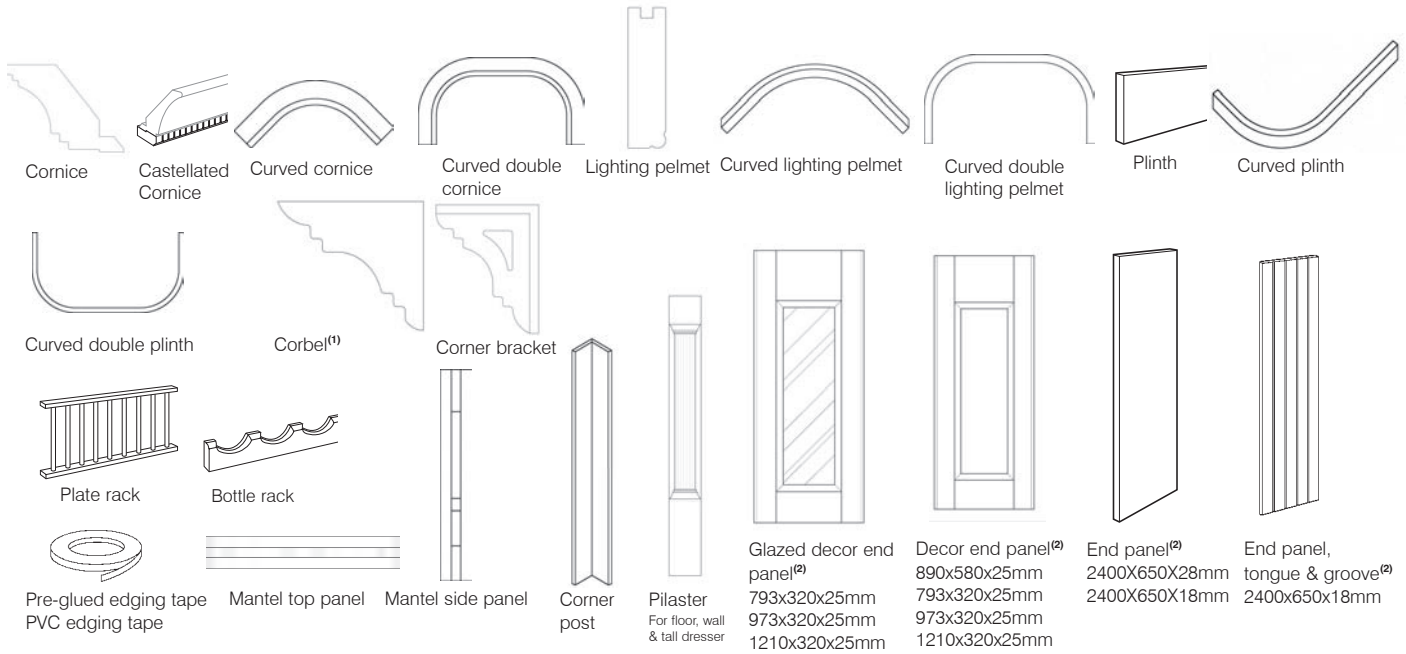
Tray set



Butler's pantry door set



Ancillary chest



Cornice

Castellated Cornice

Curved cornice

Curved double cornice

Lighting pelmet

Curved lighting pelmet

Curved double lighting pelmet

Plinth

Curved plinth

Curved double plinth

Corbel⁽¹⁾

Corner bracket

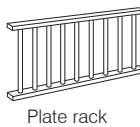


Plate rack



Bottle rack



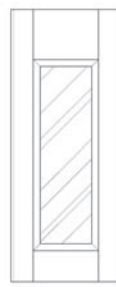
Mantel side panel




Corner post



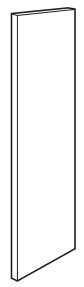
Pilaster
For floor, wall & tall dresser




Glazed decor end panel⁽²⁾
793x320x25mm
973x320x25mm
1210x320x25mm



Decor end panel⁽²⁾
890x580x25mm
793x320x25mm
973x320x25mm
1210x320x25mm



End panel⁽²⁾
2400X650X28mm
2400X650X18mm



End panel, tongue & groove⁽²⁾
2400x650x18mm

Suggested co-ordinating mfc board

Egger U108, Finsa 76B, Kronospan U9569, Kronospan U514, Pflaiderer U1365, Sonae L1057, Thermopal U116.

Notes

- Base corner door solution available in this range. See page 1.xx for further details.
- Canopy, quadrants and corner posts are supplied in component form.

⁽¹⁾ Optional grooved corbel panel kit is available for installation on a gable end

⁽²⁾ For end panel specification, please refer to door range page in the price list.